

The KPercentage Handbook

**Matthias Messmer, Carsten Niehaus, and Robert
Gogolok**



The KPercentage Handbook

Contents

1	Introduction	1
2	Using KPercentage	2
2.1	More KPercentage features	2
3	Command Reference	4
3.1	The main KPercentage window	4
4	Developer’s Guide to KPercentage	6
5	Questions and Answers	7
6	Credits and License	8
A	Installation	9

Abstract

KPercentage is a small math application that will help pupils to improve their



skills in calculating percentages.
KDE-EDU Project: <http://edu.kde.org/>

KPercentage is part of the

Chapter 1

Introduction

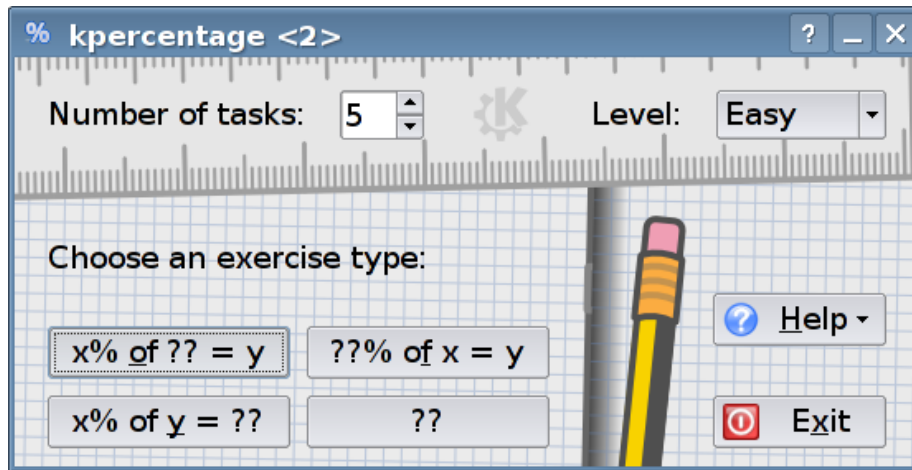
KPercentage is a small math application that will help pupils to improve their skills in calculating percentages.

There is a special training section for the three basic tasks. Finally the pupil can select a random mode, in which all three tasks are mixed randomly.

Chapter 2

Using KPercentage

The welcome window lets you choose the type of exercise by clicking on one of the buttons. The buttons are labeled with the value to be deduced in the exercises.



2.1 More KPercentage features

On the left hand the number of exercises can be selected. One can choose from 1 to 10 tasks.

On the right hand you can change the level of difficulty:

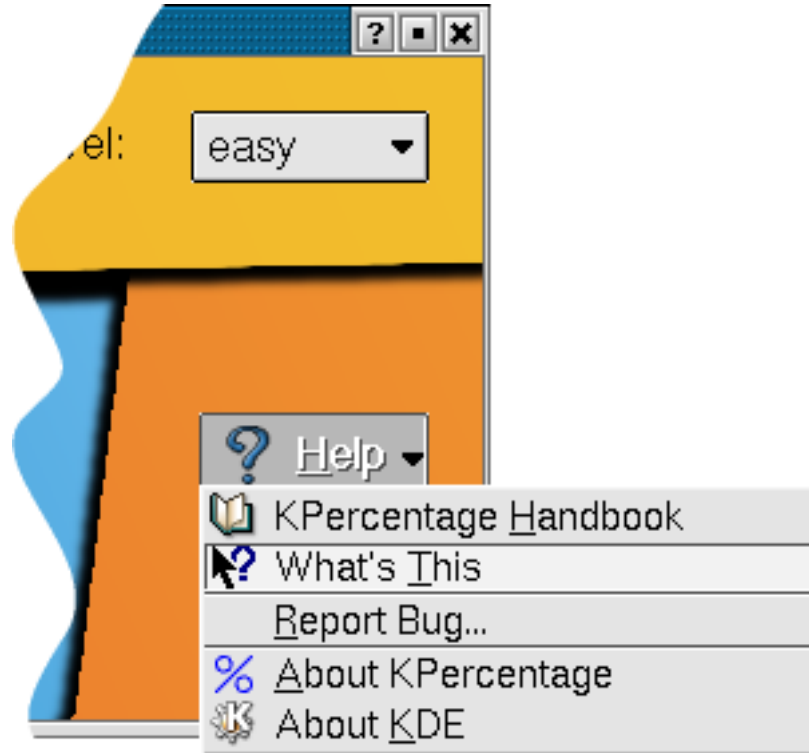
Easy Only percentages with easy to calculate values are given.

Medium Harder percentages are included, even some with values greater than 100%

The KPercentage Handbook

Crazy Any percentage up to 200% may occur. All values are whole numbered however, so be honest, calculate them in your head!

There are some help functions integrated. As usual some tool tips arise when the mouse is over a control element like a button or an edit line. If you click on the Help button, a little menu pops up with further opportunities:



Help → **KPercentage Handbook (F1)** Invokes the KDE Help system starting at the KPercentage help pages. (this document).

Help → **What's This? (Shift+F1)** Changes the mouse cursor to a combination arrow and question mark. Clicking on items within KPercentage will open a help window (if one exists for the particular item) explaining the item's function.

Help → **Report Bug...** Opens the Bug report dialog where you can report a bug or request a 'wishlist' feature.

Help → **About KPercentage** This will display version and author information.

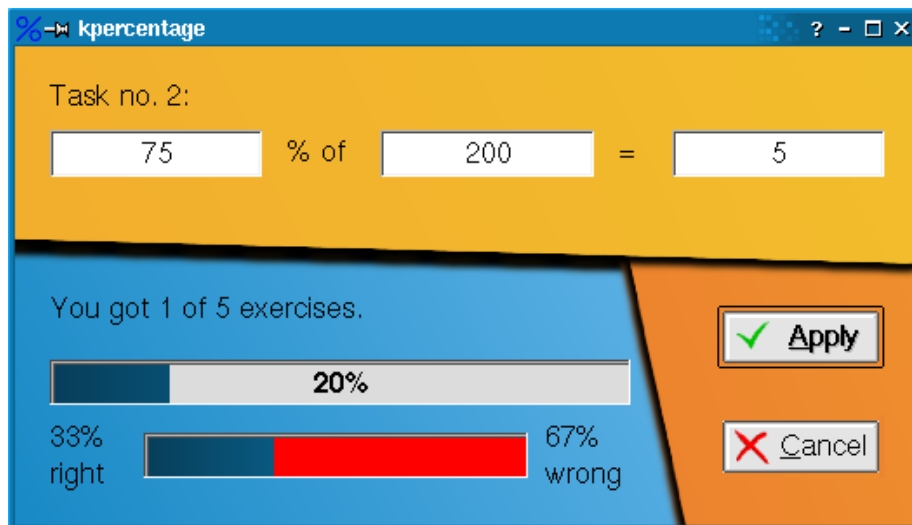
Help → **About KDE** This displays the KDE version and other basic information.

Chapter 3

Command Reference

3.1 The main KPercentage window

In the main window you can only enter one of the three input boxes. Here you have to type in your guess. Press **Enter** or click the Apply Button, to see if you are right.

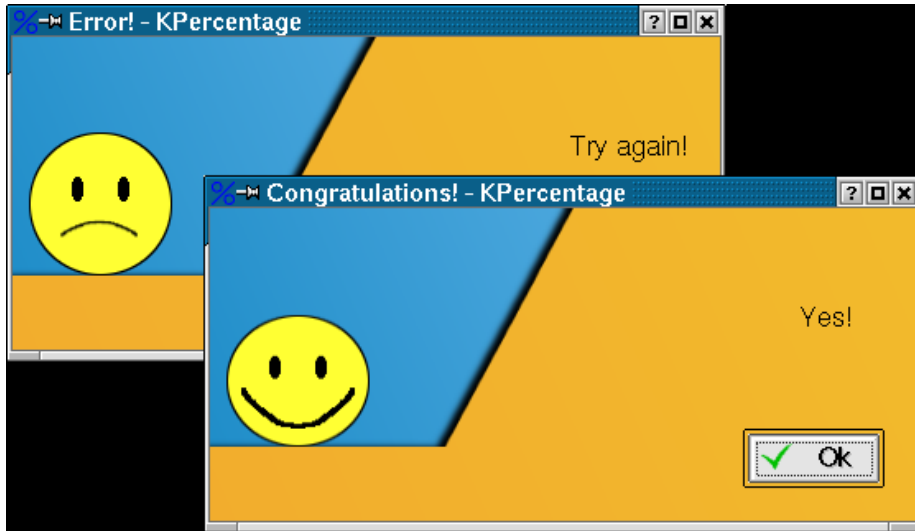


On the bottom, two progress bars display your effort. The upper bar shows the ratio of totally attempted exercises. The lower bar compares the right with the wrong answers. Do you notice that this is a percentage task too? Mistyped inputs (letters, spaces, and so on) have no influence here.

At any time you can leave this window with the Cancel button. You will be carried back to the welcome window. There you can select another type of task or exit KPercentage.

The KPercentage Handbook

If you press the Apply button you are told whether your input was right or wrong...



The funny smiley jumping up and down for every right task you made!

Chapter 4

Developer's Guide to KPercentage

If you want to contribute KPercentage, feel free to send me a mail bmlmesser@web.de.

Chapter 5

Questions and Answers

This document may have been updated since your installation. You can find the latest version at <http://docs.kde.org/development/en/kdeedu/> .

1. *I got no help by pressing the Help Button in KPercentage?*

If you got KPercentage from SVN, you must install the documentation separately.

Chapter 6

Credits and License

KPercentage

Program copyright 2001 Matthias Messmer bmlmessmer@web.de

Contributors:

- CVS, coding and discussion partner: Robert Gogolok mail@robert-gogoloh.de and Carsten Niehaus cniehaus@gmx.de
- Cleaning and bugfixing the code: Primoz Anzur zerokode@gmx.net
- Pixmaps: Elhay Achiam e_achiam@netvision.net.il
- Spelling and 'good' english: Jonathan Drews j.e.drews@att.net

Documentation copyright 2001 by Matthias Messmer bmlmessmer@web.de

This documentation is licensed under the terms of the [GNU Free Documentation License](#).

This program is licensed under the terms of the [GNU General Public License](#).

Appendix A

Installation



KPercentage is part of the KDE-EDU Project: <http://edu.kde.org/>-

Information about KPercentage can be found on [The KPercentage home page](#).

KPercentage is part of the KDE project <http://www.kde.org/> .

KPercentage can be found in the kdeedu package on <ftp://ftp.kde.org/pub/-kde/> , the main FTP site of the KDE project.

In order to compile and install KPercentage on your system, type the following in the base directory of the KPercentage distribution:

```
% ./configure
% make
% make install
```

Since KPercentage uses **autoconf** and **automake** you should have no trouble compiling it. Should you run into problems please report them to the KDE mailing lists.