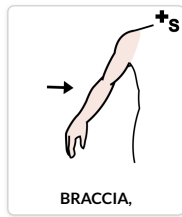
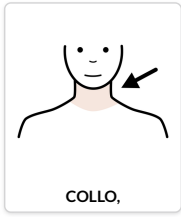
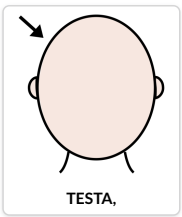
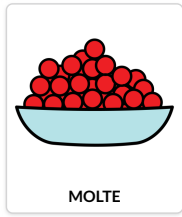
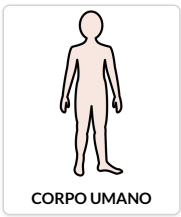

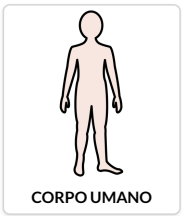
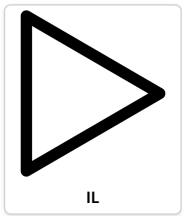


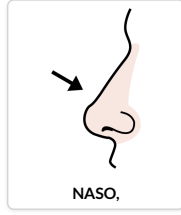
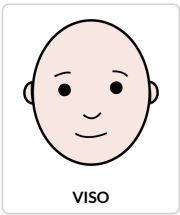

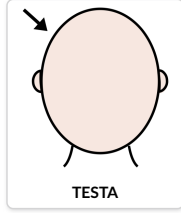
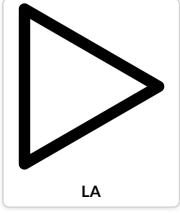
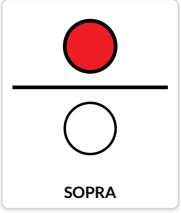
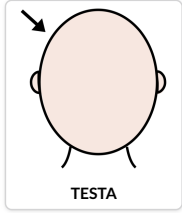
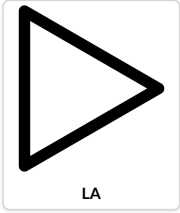
Lo schema corporeo

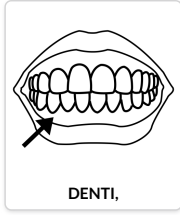
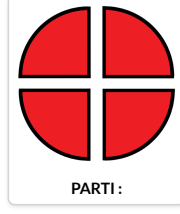
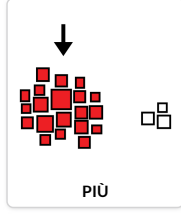

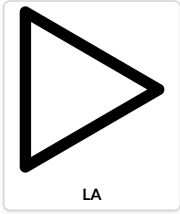

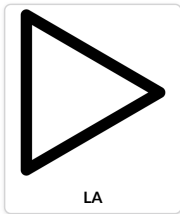
Progetto : CTS - Novara
Ordine di Scuola : Scuola Infanzia
Area disciplinare : Scienze
Realizzato da : I.C. Margherita Hack

Difficoltà Apprendimento : Sindrome Down

Bambino down di 5 anni con ritardo lieve





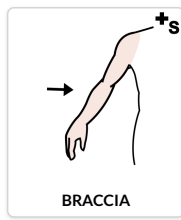




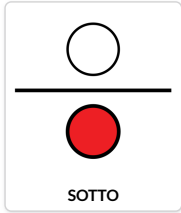
TRONCO



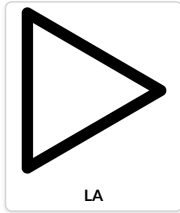
E



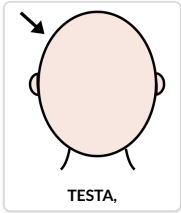
BRACCIA



SOTTO



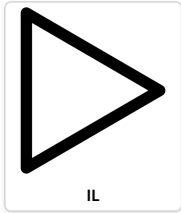
LA



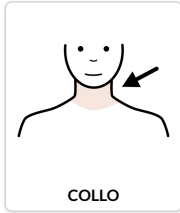
TESTA,



CI SONO



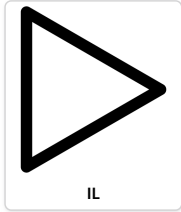
IL



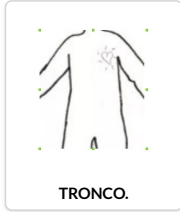
COLLO



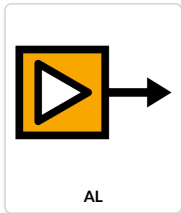
E



IL



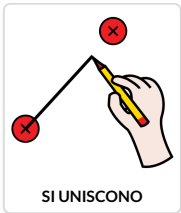
TRONCO.




AL



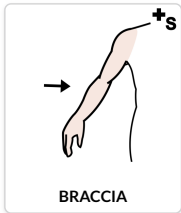
TRONCO



SI UNISCONO



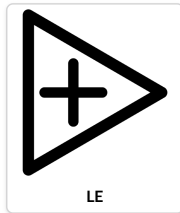
LE



BRACCIA




E



LE




MANI.



LE



MANI



LE



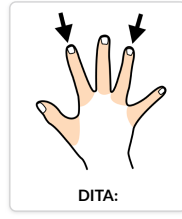
MANI



HANNO



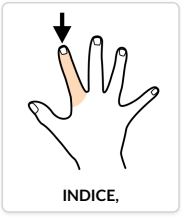
CINQUE



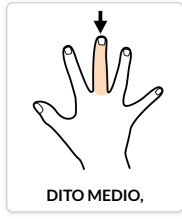
DITA:



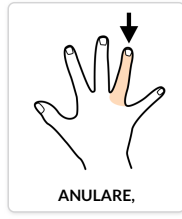
POLLICE,



INDICE,




DITO MEDIO,



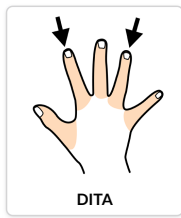
ANULARE,



MIGNOLO.



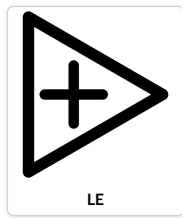
LE



DITA



HANNO



LE



UNGHIE.

GAMBE E PIEDI

